



PWI

Growth Level

NEXT STEPS

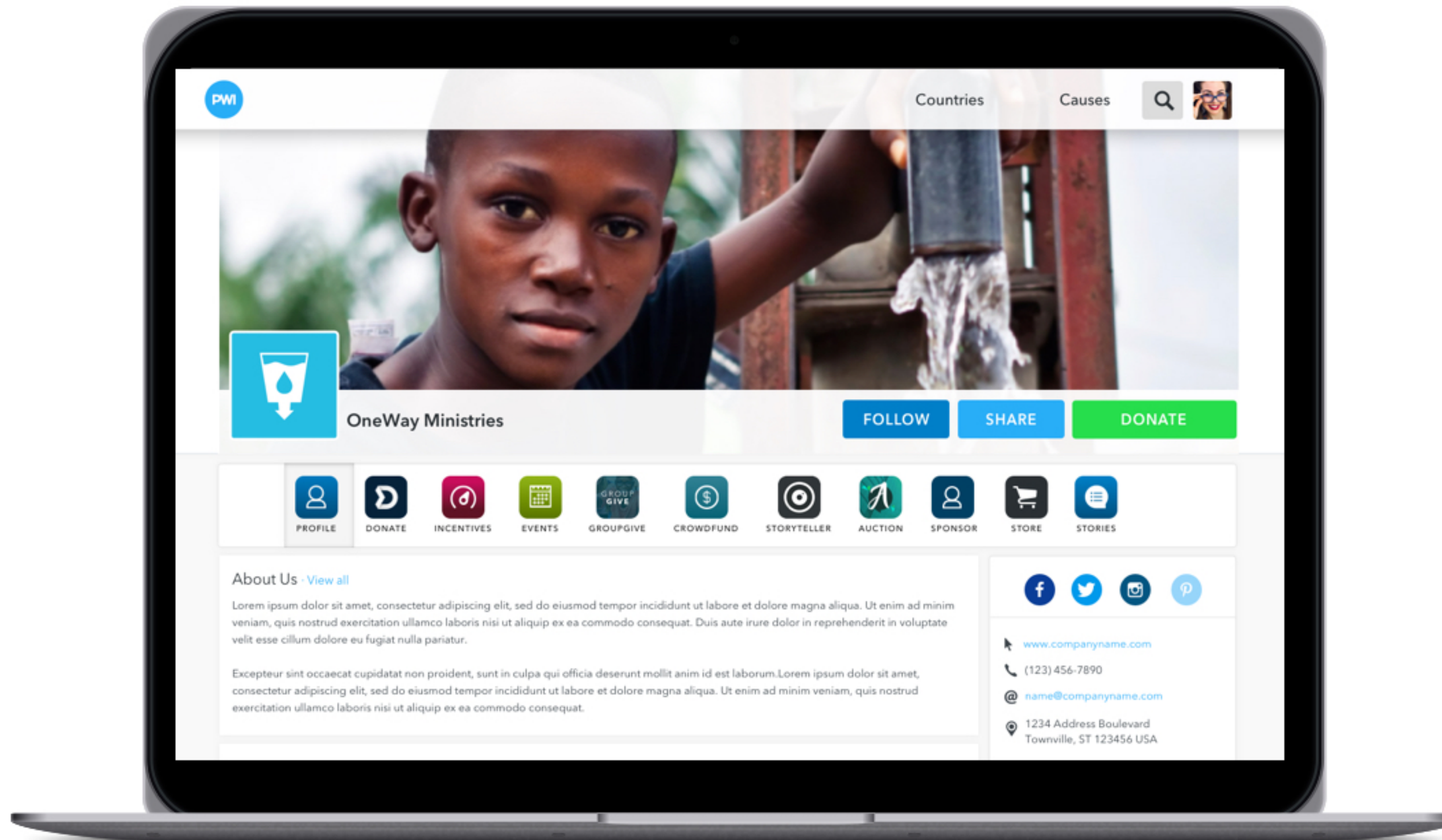
YOUR GUIDE TO MAKING THE MOST OF YOUR PWI SUBSCRIPTION

PROJECTWORLDIMPACT.COM



Welcome to Project World Impact! As one of our partner nonprofits, you now have access to apps and products that we've designed specifically to help you take your funding, visibility, and operations to the next level.

As excited as we are to work with you, we know you have tons of other things to do in order to do the work that really matters to you. We created this guide as a suggested workflow to put your onboarding process into simple, manageable steps.



STEP 1 : **FILL OUT YOUR PROFILE**

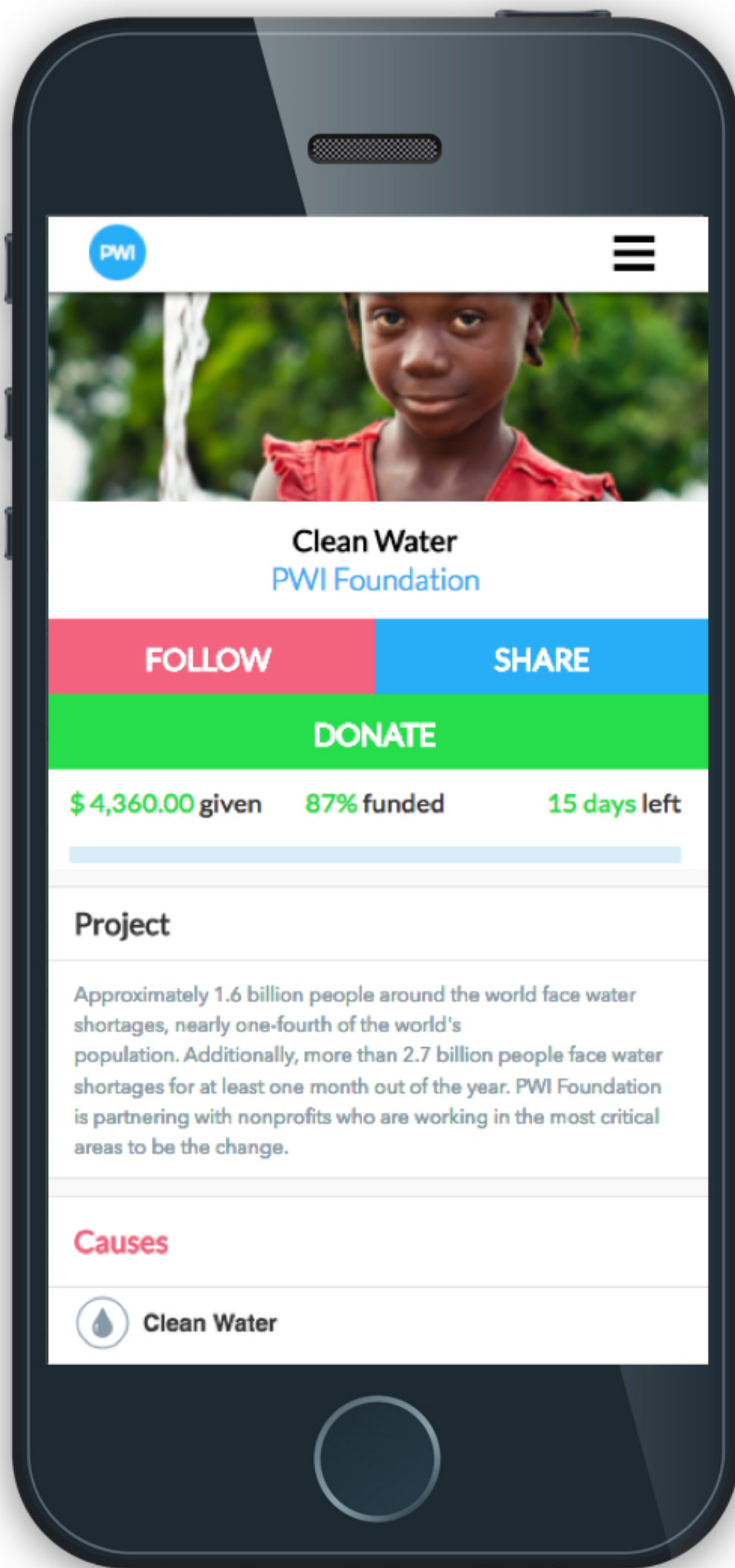
Add information about your organization's mission statement, purpose, and location on your profile page. It's also important to make sure that your profile picture and cover photo are formatted correctly, since that's the first thing that users will see when they visit your page.

Besides filling out your basic information, you can add photos, videos, and link your organization's social media pages directly to your profile.



STEP 2: **SETUP YOUR DONATION PORTAL.**

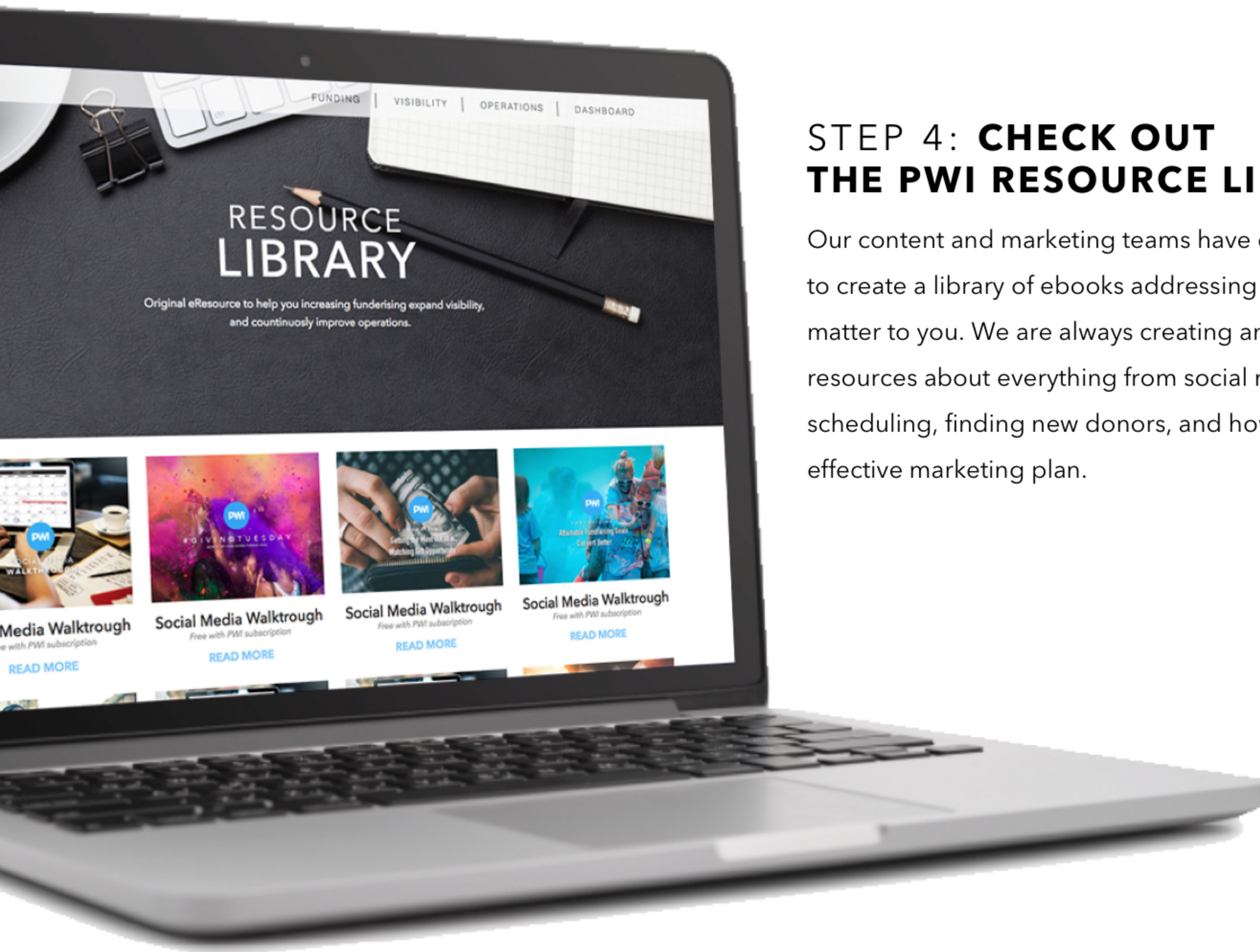
Enter the account information for your chosen payment gateway on your Settings page so that you can receive donations through your profile page. We won't take any percentage of the money that you raise through our site.



STEP 3: **START A CROWDFUNDING PROJECT.**

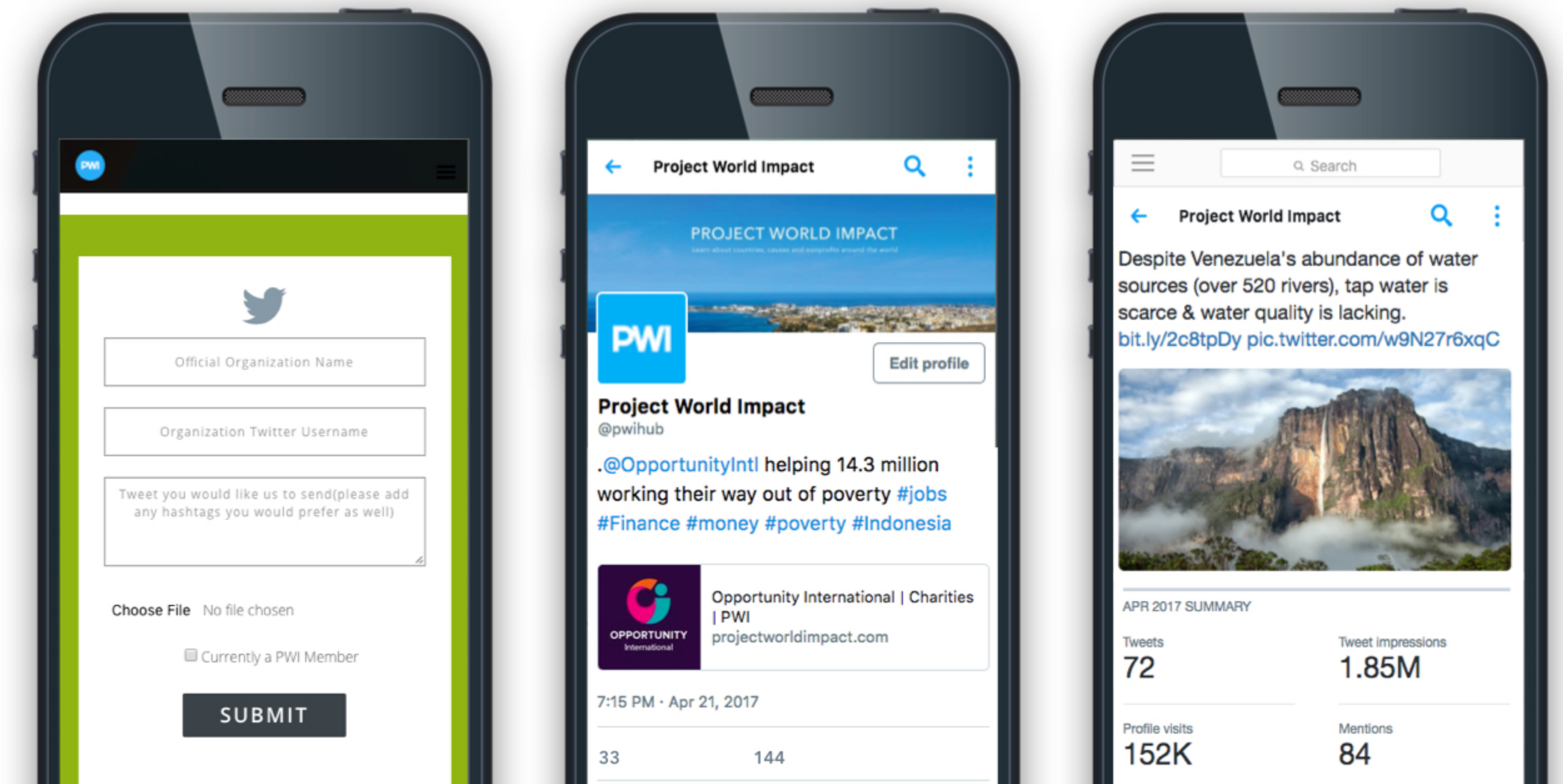
Crowdfunding is a great way to raise money for specific needs your organization has. It also allows people to see exactly where their money is going when they donate and helps make donors feel like they are making an impact.

Once you create a Crowdfunding project, you can embed it on your organization's website and share the link on your social media to get more visibility. You can also have as many live crowdfunding projects at once as you would like.



STEP 4: **CHECK OUT THE PWI RESOURCE LIBRARY.**

Our content and marketing teams have collaborated to create a library of ebooks addressing issues that matter to you. We are always creating and adding new resources about everything from social media scheduling, finding new donors, and how to create an effective marketing plan.



STEP 5: **SUBMIT A SHOUTOUT.**


Whether you have a special event coming up or just want to spread the word about the work you're doing, send us a short post and photo and we will post it on our social networks, getting you in front of our networks of millions of viewers.




CROWDFUND
COLLECTIVE PROJECT FUNDING



PWI PROFILE
SHOWCASE YOUR MISSION



 **RESOURCES**



SHOUTOUT



By just completing one step at a time, you can work on your PWI profile on your own schedule. We're always here to help you along the way and make sure that you can get the most out of your subscription.



For more information and specific instructions about how to use your products,
visit our support page

www.imstuck.projectworldimpact.com

or email us at nonprofit@support.projectworldimpact.com.

PROJECTWORLDIMPACT.COM